

1U Standard Chassis Armored Bandwidth Comparison



Overview

Standard width is 19 inches (EIA-310 compliant), while outer widths vary (e. 5") to allow space for cable management and airflow. Rack depth matters for equipment fit, cooling, and cable clearance. Options include 24", 36", 42", 48", and 59". Important: U describes height only, but a server's real "capabilities" are also determined by chassis depth, internal layout, airflow, rails, power, and expansion (PCIe/risers, NVMe). A rack unit (abbreviated U or RU) is a unit of measure defined as inches (44. [][] It is most frequently used as a measurement of the overall height of 19-inch and 23-inch rack frames, as well as the height of equipment that mounts in these frames, whereby the height of the frame or. Many IT professionals ask about the main differences between 1U, 2U, 3U, 4U, and 5U server chassis. Picking the right one changes how well it works, how much space it uses, and how it can grow later. Models like the 314L65, 415S48. The fundamental measurement of rack height is the rack unit (U), where: 1U = 1. Equipment such as servers, storage arrays, and switches are designed based on this modular unit system. Common sizes include: Understanding these increments is vital when planning the. Dell EMC PowerEdge rack servers help you build a modern infrastructure that minimizes

IT challenges and drives business success. Short version: “U” is rack height.

1U Standard Chassis Armored Bandwidth Comparison




Below is a comprehensive, fully detailed guide covering all standard server rack sizes, form factors, height considerations, depth classifications, and ...



Enhanced memory speeds, faster NVMe storage options and BIOS tuning allows you to match performance to your workload for ultimate efficiency. TPM 1.2/2.0 optional, Digitally Signed Firmware, ...



Learn what a rack unit (U) is, how 1U/2U/4U differ, and how to pick the right chassis height for disks, PCIe/GPU, noise, power, rails, and airflow. ☐☐ Checklist included.



A rack unit (abbreviated U or RU) is a unit of measure defined as 1+3/4 inches (44.45 mm). It is most frequently used as a measurement of the overall height of 19-inch and 23-inch rack frames, as well as the height of equipment that mounts in these frames, whereby the height of the frame or equipment is expressed as multiples of rack units. For example, a typical full-size rack cage is 42U high, while equipment is typically 1...




Compare 1U, 2U, 3U, 4U, and 5U server chassis by size, capacity, cooling, and expansion to choose the best fit for your IT infrastructure and future growth.



Below is a comprehensive, fully detailed guide covering all standard server rack sizes, form factors, height considerations, depth classifications, and best-practice configuration approaches ...




This quick, practical guide compares 1U/2U/3U/4U form factors with real-world uses, then shows where IStoneCase fits when you need a server rack pc case, server pc case, computer case ...




When evaluating server rack sizes, three dimensions dominate the conversation: rack height, rack width, and rack depth. Each dimension influences how well your equipment fits, how efficiently you can ...



Standard width is 19 inches (EIA-310 compliant), while outer widths vary (e.g. 24", 29.5", or 31.5") to allow space for cable management and airflow. Rack depth matters for equipment fit, ...



Efficiently manage fiber cables with the High-Density IANOS Chassis (1U). Supports up to 12 single or 6 double modules, supports 72 ports per 1U, compatible with EDR, features front/rear module fitting ...



For example, a typical full-size rack cage is 42U high, while equipment is typically 1U, 2U, 3U, or 4U high. The rack unit size is based on a standard rack specification as defined in EIA -310.



For a low cost and easy to install server, these 1U rack servers have either a 1-socket or 2-socket configuration, while coming in a comprehensive range of servers around AMD, Intel, and Ampere ...

Contact Us

For more information, pricing, or custom energy solutions, please contact us:

Website: <https://gdroofing.co.za>

Email: sales@gdroofing.co.za

Phone: +27 72 418 9365

Address: 22 Electron Avenue, Isando, Johannesburg, 1600, South Africa

This document is for informational purposes only. Specifications subject to change without notice.

