

EPS distribution box measurement



Overview

4 mm for enclosures with a depth of 210 or 260 mm / 1. Connects to on-grid inverters (24A), off-grid inverters (24A), utility grid (63A input/25A output), and loads (63A). It contains three 25A components and works at altitudes up to 3000m. · Capable of attachment to. The EPS Modular metal clad 15C-Series Classic Enclosure is a modular distribution board for commercial and housing installations, offering high flexibility and an elegant, smooth finish. It features double cover. DBM Series : Suitable to fit MCCB as main switch. Contact us via call/SMS/Whatsapp Contact Information: Yong Huat Electrical Enterprise Sdn Bhd (751330-T) 28, Jalan Sungai Kapar Indah 3A, Taman Sungai Kapar Indah, 42200 Klang, Selangor Brand : EPS. The nVent HOFFMAN Power System is specifically developed for power distribution panels for indoor applications, and is based on wall mounted and floor standing enclosures which makes the system compatible with all existing accessories. All mounted inside a rugged Northern Case ATA-style rack case.

EPS distribution box measurement



☐☐ EPS Metal-Clad DB Box Series – All Models Available. Durable and safe enclosures for circuit protection, proudly made in Malaysia ☐☐☐☐. Why Choose EPS DB Boxes? Heavy-duty metal-clad steel ...




- Double cover protection using hinged primary main cover complete with a secondary cover plate to shield the components.
- Standard sizes available from 1 row 10 ways up to 6 rows 108 ways.
- ...



The EPS Modular metal clad 15C-Series Classic Enclosure is a modular distribution board for commercial and housing installations, offering high flexibility and an elegant, smooth finish.




Offering 53 ways in a 4-row configuration, this distribution board provides ample space for circuit breakers, residual current devices (RCDs), and other protection devices, ensuring efficient ...



Brand : EPS Model : EM-3 45 ways Size : 400*610*120mm DB Series : Suitable to fit RCD, Isolator, Switch fuse or MCB as main switch DBM Series : Suitable to fit MCCB as main switch. Fitted with ...



The design of floor standing enclosures within the nVent HOFFMAN Power System range, referred to as EPS, is based on the existing mild steel floor standing enclosure MKS and MCS, and allows for ...



Brand : EPS Model : EM-3 45 ways Size : 400*610*120mm DB Series : Suitable to fit RCD, Isolator, Switch fuse or MCB as main switch DBM Series : Suitable to fit ...




Each EPS distro is made in the USA from top quality components for maximum safety and durability. Mains breaker, neon indicator lights, test points, laser engraved panels are just a few of the many ...



It contains three 25A components and works at altitudes up to 3000m. Suitable for environments with 4-100% humidity, it meets diverse power distribution needs. The X3-EPS BOX G2 supports ...



Material: Cold Roll Steel (Standard), Electro Galvanized (Upon request) Thickness: 1.2mm (1.5mm to 2mm and explosion proof upon request) Finishing: Epoxy Powder Coating Colour: Beige (SF160 ...



Distribution Box, 56 SERIES MOUNTING COVER KIT FOR MCB/RCD W/O ENCL WITH NEON
 Distribution Box and Distribution Box and Enclosure

Contact Us

For more information, pricing, or custom energy solutions, please contact us:

Website: <https://gdroofing.co.za>

Email: sales@gdroofing.co.za

Phone: +27 72 418 9365

Address: 22 Electron Avenue, Isando, Johannesburg, 1600, South Africa

This document is for informational purposes only. Specifications subject to change without notice.

