


Faulty buttons on the suspended platform s electrical distribution box





Overview


Pull red e-stop button located at platform controls. Step on foot switch and activate each joystick separately and check for fault codes on the red LED on the ALC 500 control card by counting the flashes. CONTACT BLOCKS: Removed by inserting a flat Refer to Table 3-1, Preventative Maintenance Checklist, screwdriver into the slot at either end of block and for recommended maintenance intervals. Page 16 (Table 3-1) The following is a list of special tools which may be required to perform certain. Be aware that the suspended platform is only one component of a suspended scaffold system. You must comply with each manufacturer's / supplier's instructions and all local, state and national safety standards and regulations. Daily Maintenance of the Suspended Platform 4. Final Words Suspended platforms, also known as aerial work platforms or suspended access platforms, are widely used in construction, maintenance, and industrial applications.

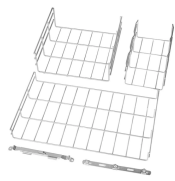
Faulty buttons on the suspended platform s electrical distribution b

	<p>Stop using the suspended platform system immediately if any of the components do not operate properly or other circumstances may jeopardize safety - call your supervisor for assistance.</p>
---	--

	<p>Below are answers to those questions and an explanation of understanding fault codes, along with insights on resources available to you to help access the machine information you're ...</p>
---	--

	<p>Performing Suspended Platform Inspection using eAuditor ensures a thorough assessment of platform structure, suspension systems, hoists, electrical components, and safety ...</p>
--	---

	<p>This document provides operation, installation and maintenance instructions for temporarily installed suspended access equipment. It describes the main components of the ZLP series including the ...</p>
---	---

	<p>Pull red e-stop button located at platform controls. Step on foot switch and activate each joystick separately and check for fault codes on the red LED on the ALC 500 control card by counting the ...</p>
---	--



Suspended platforms are valuable tools in various industries, but they require proper maintenance and troubleshooting to ensure safe and efficient operation. By understanding common ...



DZ47-63 Leakage Circuit Breaker For Suspended Platform Electric Control Box [INQUIRY NOW](#)



Learn the layout and functions of the electrical components in the platform's control box. Ensure all switches are in the off position before starting any operation.



[View and Download Upright SB60 service & parts manual online.](#) [WORK PLATFORMS. SB60 lifting systems pdf manual download.](#)



First of all, it is necessary to regularly check whether the outer shell of the control box is intact, whether there is any deformation, damage or water seepage, and ensure that the protection ...

Contact Us

For more information, pricing, or custom energy solutions, please contact us:

Website: <https://gdroofing.co.za>

Email: sales@gdroofing.co.za

Phone: +27 72 418 9365

Address: 22 Electron Avenue, Isando, Johannesburg, 1600, South Africa

This document is for informational purposes only. Specifications subject to change without notice.

