

How to hang the nameplate on the distribution box




Overview


Learn how to install your lighted or non-lighted nameplate easily with Nameplate Studio's step-by-step guides, included accessories, and expert tips for a secure, stylish finish. Installing a nameplate might seem like a simple task, but doing it correctly ensures it looks great, remains secure, and serves its purpose effectively. A typical high-voltage transformer. Our "Video Fixes Everything" T-Shirt is the perfect addition to your DIY wardrobe, celebrating the power of video tutorials to turn any project into a success! Key Features: Premium Quality Fabric: Crafted from a soft, breathable cotton blend, this T-shirt promises comfort and durability, ideal for. One essential aspect of electrical safety is the proper labeling of industrial electrical and control panels. This guide will give you practical steps to meet electrical panel labeling. Save time when you organize, secure, and transport event name badges with our EZ Badge Case! Clear cover gently, but securely, locks onto the base to keep badge holders in place during transport Once at your event, the gray base makes a professional-looking display for name badges Constructed of. One of the most common solutions for mounting metal nameplates and nameplates is by utilizing holes. Any number of holes can be

added to nearly any nameplate. Whether it's just one or two.

How to hang the nameplate on the distribution box



Learn how to install your lighted or non-lighted nameplate easily with Nameplate Studio's step-by-step guides, included accessories, and expert tips for a secure, stylish finish.



Proper labeling not only helps prevent accidents but also ensures compliance with ...




Here you will find out exactly how each of the backings are to be used with your sign and placed on your wall. The Perfect Solution for Labeling Workstations: The Cubicle Name Plate Holder ...



In this comprehensive tutorial, we dive into the step-by-step process of labeling your panel, ensuring you can easily identify and manage every circuit in your home. Say goodbye to confusion and...



Choose from our selection of nameplate holders in a wide range of styles and sizes. Same and Next Day Delivery.



Here we'll discuss transformer nameplate, precisely power and distribution transformers and information that their nameplates carry.



Metal Nameplates can be attached in many ways. Use holes, wires, welding, or even add an adhesive backing for an quick and easy application.



In this comprehensive tutorial, we dive into the step-by-step process of labeling your panel, ensuring you can easily identify and manage every circuit in your home. Say goodbye to confusion and...



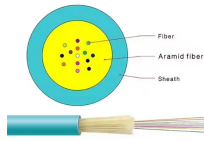
The illustrations and explanations in this manual describe how to construct and install services and equipment. Alternate designs and installations that do not meet the requirements in this manual will ...



Using screws, rivets, or fasteners is a common method of attaching metal nameplates. This method is generally very durable and allows you to align the nameplates exactly where you ...



Proper labeling not only helps prevent accidents but also ensures compliance with different safety standards. This guide will give you practical steps to meet electrical panel labeling standards to ...



MARCO offers badge boxes to hold, transport or display attendee name tags. You'll find exclusively designed carrying cases for name badges and badge ribbons, as well as display trays and storage ...

Contact Us

For more information, pricing, or custom energy solutions, please contact us:

Website: <https://gdroofing.co.za>

Email: sales@gdroofing.co.za

Phone: +27 72 418 9365

Address: 22 Electron Avenue, Isando, Johannesburg, 1600, South Africa

This document is for informational purposes only. Specifications subject to change without notice.

