

Installation of NRZ Aggregation Switch in Denmark



Overview

This guide outlines the technical and regulatory journey of connecting a new production facility to Denmark's high-voltage grid, explaining the role of the national operator, Energinet, and providing a roadmap of the steps, costs, and potential challenges involved. Commission Regulation (EU) 2016/631 of 14 April 2016 establishing a network code on requirements for grid connection of generators The RfG requirements apply to all new generation facilities >0. They also apply when significant changes are made to category C and D facilities. This. This Installation Guide describes the hardware characteristics, installation methods and the points that should be attended to during the installation. This chapter illustrates how to. Page 1 GESTRA Three-Element Controller NRZ 2-1 Instructions de montage et de mise en service 808407-00 Convertisseur pour régulation de niveau à trois paramètres GESTRA NRZ 2-1 Instrucciones de montaje y servicio 808407-00 Regulador de tres componentes GESTRA NRZ 2-1 Istruzioni per l'uso. It provides 4 combo port, 24 SFP ports and 4 SFP+ ports with a maximum switching capacity of 128Gbps. It supports advanced VLAN for flexible and sophisticated traffic segmentation, advanced QoS for prioritization of network traffic, IGMP/MLD

Snooping for network performance optimization, and. Ubiquiti, Ubiquiti Networks, the Ubiquiti U logo, and UniFi are trademarks or registered trademarks of Ubiquiti Inc. App Store and the Apple logo are trademarks of Apple Inc.

Installation of NRZ Aggregation Switch in Denmark



Green Power Denmark har udarbejdet vejledninger, som samler alle danske krav for nettilslutning af forbrugsinstallationer og forbrugsenheder, der leverer ydelser til nettet i distributionsnettet. ...



How to install and set up Aggregation; Set up your USW-Aggregation for the first time.



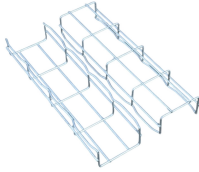
This Installation Guide describes the hardware characteristics, installation methods and the points that should be attended to during the installation. This Installation Guide is structured as follows:




4 Install four customer supplied screws in the slots on both the left and right brackets. 5 Install the cable support on the mounting brackets using either the Inner or ...



Find translated rules, conditions, and methods for grid connection and system operation. Please note that translations are not available for all rules, conditions, and methods, meaning that many texts are ...




This guide outlines the technical and regulatory journey of connecting a new production facility to Denmark's high-voltage grid, explaining the role of the national operator, Energinet, and ...



Discover how to effectively use the GWN7831 Layer 3 Aggregation Managed Switch with this comprehensive user manual. Learn about its features and capabilities for ...



A DER facility may be eligible to carry over an existing DMNC value if: (1) the facility is changing to an Aggregation with an EDL that is less than or equal to its former Aggregation's EDL, or ...



Discover how to effectively use the GWN7831 Layer 3 Aggregation Managed Switch with this comprehensive user manual. Learn about its features and capabilities for efficient network ...



4 Install four customer supplied screws in the slots on both the left and right brackets. 5 Install the cable support on the mounting brackets using either the Inner or Outer screw position and the two longer 8 ...



View and Download GESTRA NRZ 2-1 installation and service instructions manual online. Three-Element Controller. NRZ 2-1 controller pdf manual download.



Denne vejledning indeholder ikke økonomiske aspekter i forbindelse med tilslutning og afregningsmåling af anlæg. Hvis en installation indeholder både forbrug og produktion, evalueres disse hver for sig.

Contact Us

For more information, pricing, or custom energy solutions, please contact us:

Website: <https://gdroofing.co.za>

Email: sales@gdroofing.co.za

Phone: +27 72 418 9365

Address: 22 Electron Avenue, Isando, Johannesburg, 1600, South Africa

This document is for informational purposes only. Specifications subject to change without notice.

