

## Installation price of electrical distribution box at Red Brick Factory



### Overview

Typical residential installations or replacements range from \$600 – \$2,000 (most between \$1,000 – \$1,400), with 200A-rated and outdoor-weatherproof units positioned at the higher end. Buyers typically pay a broad range for replacing a distribution box, driven by box size, amperage, wiring runs, and local labor rates. This article outlines the cost factors, price ranges, and practical budgeting advice for a U. If you're planning any electrical work, one of the small but important items on your list will be the junction box. Costs vary based on amp rating, construction materials, socket type, overhead vs. underground service, labour.

## Installation price of electrical distribution box at Red Brick Factory



Prices vary by region due to labor rates and permitting complexity. In the Northeast, total costs including permit fees tend to run 5-15% higher than the national average; the Southeast often ...



Estimate your commercial electrical installation costs with our easy calculator. Get project-specific pricing based on type, size, location, and features.



Electrical Meter Box Cost depends on multiple technical and project-specific factors, including service amperage, materials, and installation conditions.



Junction box costs range from low-price indoor models (\$10-\$60) to weatherproof units (\$70-\$450), with installation averaging \$100-\$300 depending on location and materials.




Explore the complete breakdown of distribution box costs, including safety features, scalability options, and operational benefits. Learn how to maximize your investment in electrical distribution systems.




Check out our electrical work pricing guide to calculate the costs to install or repair light fixtures, outlets, switches, fans, electrical panels, and wiring.




The following table highlights the main cost components and how they contribute to the total project price. Expect regional labor variability and possible extra charges for complex wiring.



Nationally, data shows average subpanel installation costs around \$1,200, with a usual range of \$400 to \$1,750. This aligns with what local electricians charge for, say, a 60-amp or 100-amp subpanel a ...



A practical guide to electrical installation estimating and costing—built for contractors who want accurate quotes, fewer misses, and stronger profit.



Wondering how much it costs to upgrade an electrical panel for your warehouse or building? Learn what affects the price and why it's worth the investment.

## Contact Us

For more information, pricing, or custom energy solutions, please contact us:

Website: <https://gdroofing.co.za>

Email: [sales@gdroofing.co.za](mailto:sales@gdroofing.co.za)

Phone: +27 72 418 9365

Address: 22 Electron Avenue, Isando, Johannesburg, 1600, South Africa

This document is for informational purposes only. Specifications subject to change without notice.

