


## Low-voltage enclosed busbar installation distance



### Overview

These distances are influenced by voltage level, pollution degree, and the system insulation category. The IEC 61439-1 standard is the most commonly used document for defining these values. It applies to low-voltage switchgear and control gear assemblies and provides a table of. Proper planning of safety distances in low-voltage busbar design and installation is critical for ensuring electrical performance, operational stability, and equipment safety. And for general industrial control equipment, voltage range 301-600, shortest distance is shown as 1/2" with this same value being shown through oil or air over surface. Between live parts of opposite polarity, 251-600V, Through air gap is 1", Over surface is 2". The first is clearance, or the distance through air between conductors of opposite polarity or between an energized conductor and ground. That is why experienced panel builders treat electrical clearance, creepage distance, and busbar spacing and sizing as early design inputs rather than. The IEC 61439 standard applies to busbar assemblies that will be installed in electrical applications with a voltage rating up to 1000 V (for AC) and 1500 V (for DC).

## Low-voltage enclosed busbar installation distance



The closest distance I have between the bus bars and the panel itself is 0.6" with the panel doors closed. This dimension is the one that concerns me and has ultimately led me to posting ...



The IEC standard for busbar clearance plays a critical role in the design and safety of electrical panels and power distribution systems. It defines ...



The IEC 61439 standard assists engineers in designing an optimum busbar for the electrical system. As per the guideline, the engineer must consider the following parameters when ...




Proper planning of safety distances in low-voltage busbar design and installation is critical for ensuring electrical performance, operational stability, and equipment safety.



GRL's Low-Voltage Enclosed Busbar System exemplifies these benefits: It eliminates drilling and cuts installation time and cabinet space by up to 60%. Key advantages—such as faster ...



This specification describes the electrical and mechanical requirements for metal-enclosed, non-segregated phase cable bus duct from 600V through 38kV applications.




The IEC standard for busbar clearance plays a critical role in the design and safety of electrical panels and power distribution systems. It defines the minimum distances between live parts ...



Undersized busbar spacing is not a cosmetic defect. It is a direct path to arc ignition, insulation tracking, dielectric failure, and avoidable downtime in low-voltage assemblies. IEC 61439 ...



Rated impulse withstand voltage, referred to as  $U_{imp}$ , is the peak value of an impulse voltage of prescribed form and polarity that the equipment is capable of withstanding without failure under ...



When considering bus spacings, two dimensions are important. The first is clearance, or the distance through air between conductors of opposite polarity or between an energized conductor and ground. ...



Install expansion fittings at locations where bus assemblies cross building expansion joints. Install at other locations so distance between expansion fittings does not exceed manufacturer's ...



Our busbar systems for electrical installations offer a particularly easy way of fitting distribution systems with electrotechnical components. The modular design saves space, while quick assembly contacts ...

## Contact Us

For more information, pricing, or custom energy solutions, please contact us:

Website: <https://gdroofing.co.za>

Email: [sales@gdroofing.co.za](mailto:sales@gdroofing.co.za)

Phone: +27 72 418 9365

Address: 22 Electron Avenue, Isando, Johannesburg, 1600, South Africa

This document is for informational purposes only. Specifications subject to change without notice.

