

# Relay protection time delay element



## Overview

Some relays are constructed with a kind of “shock absorber” mechanism attached to the armature which prevents immediate, full motion when the coil is either energized or de-energized. This addition gives the relay the property of time-delay actuation. Some relays are constructed with a kind of “shock absorber” mechanism attached to the armature which prevents immediate, full motion when the coil is either energized or de-energized. This addition gives the relay the property of time-delay actuation. Time-delay relays can be constructed to delay armature motion on coil energization, de-energization. First, we have the normally-open, timed-closed (NOTC) contact. This type of contact is normally open when the coil is unpowered (de-energized). The contact is closed by the application of power to the relay coil, but only after the coil has been continuously powered for the specified amount of time. In other words, the direction of the contact's motion. Next, we have the normally-open, timed-open (NOTO) contact. Like the NOTC contact, this type of contact is normally open when the coil is unpowered (de-energized), and closed by the application of power to the relay coil. However, unlike the NOTC contact, the timing action occurs upon de-energization of the coil rather than upon

energization. Beacu. Next, we have the normally-closed, timed-open (NCTO) contact. This type of contact is normally closed when the coil is unpowered (de-energized). The contact is opened with the application of power to the relay coil, but only after the coil has been continuously powered for the specified amount of time. In other words, the direction of the contact's. Finally, we have the normally-closed, timed-closed (NCTC) contact. Like the NCTO contact, this type of contact is normally closed when the coil is unpowered (de-energized), and opened by the application of power to the relay coil. However, unlike the NCTO contact, the timing action occurs upon de-energization of the coil rather than upon energizati.

## Relay protection time delay element



A practical guide to time delay relay types, wiring methods, timing modes, suppression techniques, and real-world industrial applications.



Time-delay Relays What are Time-Delay Relays? Some relays are constructed with a kind of “shock absorber” mechanism attached to the armature which prevents immediate, full motion when the coil ...




This article thoroughly explores the functionality and applications of time delay relays, highlighting their critical role in various industrial and commercial settings.



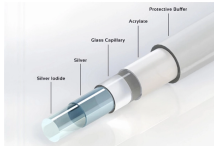
An instantaneous over-current relay is an overcurrent relay which has no intentional time delay for operation. The contacts of the relay are closed instantly when the current inside the relay rises ...



Definite time delay means that the protection operate time dose not change or depend on the fault type or the fault current magnitude. Inverse time delay, on the other hand, depends on the current ...




A time delay relay controls the timing of electrical circuits by delaying switching operations. Commonly used in HVAC systems and motor control, it enhances safety, prevents equipment damage, and ...



Learn about time delay relays, their working principle, types, and applications in automation, motor control, and safety systems. A complete guide for students and professionals.



Relay curves show only the time for the relay itself to operate and do not include additional time required to trip and clear the fault. The relay curve is shown as the dark blue line.



Relay coordination is the process of selecting settings that will assure that the relays will operate in a reliable and selective way. In OC relays the coordination is based on the relay time-current ...



Name two protective devices For what purpose is IEEE device 52 used? Why are seal-in and 52a contacts used in the dc control scheme? In a typical feeder OC protection scheme, what does the ...

## Contact Us

For more information, pricing, or custom energy solutions, please contact us:

Website: <https://gdroofing.co.za>

Email: [sales@gdroofing.co.za](mailto:sales@gdroofing.co.za)

Phone: +27 72 418 9365

Address: 22 Electron Avenue, Isando, Johannesburg, 1600, South Africa

This document is for informational purposes only. Specifications subject to change without notice.

