

GDR Telecom Site Energy Systems

Removing the tailpipe



Removing the tailpipe




The muffler may be willing to release the tailpipe with a bit of twisting and tapping with a hammer. Although, don't be too surprised if you end up going all the way to the CAT to install a CAT ...



When removing and installing an exhaust system on your vehicle, it may be necessary to cut through your exhaust pipe.



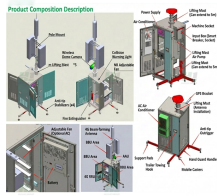
Removing old sinks drains is doable with some tools and effort. Start by loosening the locknut and detaching the tailpipe below. Carefully remove the strainer from above, catching water in a bucket. With the drain freed, with proper sealing a new assembly can be installed directly.



By removing the muffler (s), you may free up a few horsepower, allowing exhaust gases to exit the vehicle more easily. If you cut your mufflers off with a reciprocating saw and leave it that ...



Once loosen, the tailpipe will come off. Use a wrench and remove the flat nut on bottom of the sink. Once nut is completely removed, the drain pipe can be removed from the top.



Unscrew the tailpiece using a wrench or pliers. Pull down on the pipe to break it free. Disconnect the sink stopper, if the sink is equipped with one, to allow complete tailpiece removal. ...



Lots of people buy older inexpensive cars & trucks that need exhaust work. Most likely mufflers or tailpipes. With just a couple tools and some patience you ...




Whether you're replacing a damaged section of exhaust, modifying the exhaust system for better performance, or customizing your vehicle for a unique look, knowing how to cut a tailpipe ...



How to remove a leaky tail piece to a drain. How to replace a bathtub drain assembly: • How to replace a bathtub drain assembly ...more



The muffler may be willing to release the tailpipe with a bit of twisting and tapping with a hammer. Although, don't be too ...



Even a plastic tailpipe can crack and leak. Replacing a damaged tailpipe can become quite a chore depending on the type of material used for the tailpipe and the amount of time it has ...

Contact Us

For more information, pricing, or custom energy solutions, please contact us:

Website: <https://gdroofing.co.za>

Email: sales@gdroofing.co.za

Phone: +27 72 418 9365

Address: 22 Electron Avenue, Isando, Johannesburg, 1600, South Africa

This document is for informational purposes only. Specifications subject to change without notice.

