

Standard Indoor Installation Height of Cable Trays




Standard Indoor Installation Height of Cable Trays



Height Above Ground: Cable trays should ideally be installed at least 2.2 meters above the ground.
Top Clearance: The top of the cable tray should ...




The National Electrical Manufacturers Association (NEMA) Standards and guideline publications, of which the document herein is one, are developed through a voluntary Standards ...



While the internal widths and standard lengths are highly consistent across the classes, the side rail height increases significantly from 65 mm (NEMA 1) up to 150 mm (NEMA 4), ensuring ...



NEMA VE 1-2017 Specifies requirements for metal cable trays and associated fittings designed for use in accordance with the rules of Canadian Electrical Code, Part I and the National Electrical Code®




Below is the detailed cable tray installation method statement not only for cable tray but also applicable for GI ladder and trunking for indoor and outdoor applications and in service rooms like pump rooms, ...



The 2026 NEC introduced an important update: cable trays must have at least 12 inches of clear vertical space above them to allow for installation and maintenance access.



For proper installation, design, and maintenance, adherence to international standards is essential. One of the most recognized frameworks globally is the IEC standard for cable tray ...



Economical support for cable drops and branch cable runs from the backbone cable tray system. Standard widths of 75, 100, and 150 millimeters in metal systems and up to 200 millimeters in ...



The work shall include materials, equipment and apparatus not specifically mentioned herein or noted on the plans but which are necessary to make a complete working ANSI/TIA/EIA and ISO/IEC compliant ...



The standard lengths for cable trays are 10, 12, 20 and 24 feet - up to 40 foot lengths are available (consult B-Line for the availability of nonstandard cable tray lengths).



Master NEC Article 392 with our comprehensive guide. Learn essential cable tray requirements for installation, grounding, and fill capacity to ensure full electrical compliance.

Contact Us

For more information, pricing, or custom energy solutions, please contact us:

Website: <https://gdroofing.co.za>

Email: sales@gdroofing.co.za

Phone: +27 72 418 9365

Address: 22 Electron Avenue, Isando, Johannesburg, 1600, South Africa

This document is for informational purposes only. Specifications subject to change without notice.

