

Terminal Box Fixing



Overview


Repair an electrical box: This article describes how to repair the mounting screw or screw opening at an electrical box used to mount a receptacle, switch, or other device.



Terminal Box Fixing



Secure your electrical boxes safely. Expert techniques for diagnosis, structural anchoring to the wall, and knowing when to replace a damaged unit.



How can I fix it? If me, I'd clean it all out as much as possible and fill the screw holes and surrounding areas with 2-part epoxy. Then drill new holes. You can buy switch & outlet spacers at the big box in ...



Made with chemicals safer for human health and the environment. Manufactured on farms or in facilities that protect the rights and/or health of workers. Discover more products with sustainability features. ...



Can the wrong ammeter or bad one cause the short? Its real funny, I reversed wire on ammeter and the problem is always the yellow/ black wire. As long as I leave that wire off the J box ...



Watch step-by-step as I repair an example of a poor back box thread, no need to replace the entire box!



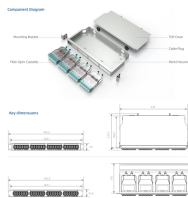
Repair an electrical box: This article describes how to repair the mounting screw or screw opening at an electrical box used to mount a receptacle, switch, or other device.



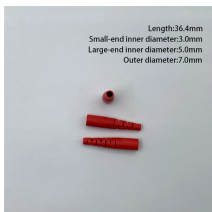
When encountering loose electrical switches or outlets, the issue is often stripped or damaged mounting holes in the plastic box. Various repair methods exist, such as using larger ...



The Box Doctor® is designed to fix broken and stripped electrical wall boxes without having to call an electrician or replace the entire box. Works on a wide variety of boxes - even metal boxes!



Discover 5 expert tips to fix stripped screw holes in electrical boxes and ensure a secure, safe installation. Say goodbye to loose connections!



With the Box Doctor, there's no need to replace the broken box, just apply the Box Doctor for an easy fix! Simply attach the Box Doctor clip to the broken wall box and screw the outlet into the new 6-32 thread slot.

Contact Us

For more information, pricing, or custom energy solutions, please contact us:

Website: <https://gdroofing.co.za>

Email: sales@gdroofing.co.za

Phone: +27 72 418 9365

Address: 22 Electron Avenue, Isando, Johannesburg, 1600, South Africa

This document is for informational purposes only. Specifications subject to change without notice.

