


Top and bottom door outdoor cabinet structure



Top and bottom door outdoor cabinet structure



This DIY tutorial outlines the process of making cabinet doors, covering steps from measuring the cabinet opening, selecting wood and material, determining door design, cutting door ...




Building your own outdoor kitchen isn't just a great weekend project—it's a game-changer for your backyard lifestyle. Whether you're working with a compact patio or a full garden layout, a DIY outdoor ...




This article will provide a comprehensive guide to planning the construction of an outdoor storage cabinet, covering essential considerations, design options, and step-by-step instructions.



Most of my indoor cabinets have face-frame construction and frame-and-panel doors. On an exterior project, though, the face-frame and door joinery would be exposed to the weather, so European ...



Start by nailing a scrap piece of wood in front of the opening so the top is 1-1/2 in. from the bottom of the locker. Drill pilot holes and attach heavy-duty door hinges to the top and bottom of both ...



Up to 6% cash back. Build a durable outdoor cabinet with ease. Follow our expert DIY guide for weatherproof storage that's perfect for any backyard.



Building your outdoor storage cabinet is a weekend project that can solve your backyard clutter crisis. With some basic carpentry skills and suitable materials, you can construct a customized ...



Proper installation of walls and doors is vital to ensuring your outdoor cabinet is robust and weather-resistant. By following these detailed steps, you will achieve a structure that can withstand ...



Building your own custom outdoor cabinets is a significant but achievable project. By carefully planning your outdoor kitchen design, selecting durable outdoor kitchen materials, and ...



The top rail is located at the top of the door slab and the bottom rail is located at the bottom. Panels are situated in between stiles and rails. Panels can be flat or raised, with various ...

Contact Us

For more information, pricing, or custom energy solutions, please contact us:

Website: <https://gdroofing.co.za>

Email: sales@gdroofing.co.za

Phone: +27 72 418 9365

Address: 22 Electron Avenue, Isando, Johannesburg, 1600, South Africa

This document is for informational purposes only. Specifications subject to change without notice.

