


# What does voltage $U_n$ represent in relay protection



## Overview

27 - Undervoltage Function The undervoltage relay provides a trip signal when the sensed voltage decreases below the relay's setting. It is used to detect low voltage conditions of a generator or utility and sometimes to check the availability of a voltage source. Protective relays are critical components in power systems, providing essential protection for various elements such as generator sets, outgoing feeder and load networks, and incoming utility sources. These devices act as an investment "insurance," ensuring that equipment and systems are. In electrical engineering, a protective relay is a relay device designed to trip a circuit breaker when a fault is detected. For a later reader, to clear out the meaning of min and max in table "70% max and 10%min", as it was demanded, the terms are really confusing.

## What does voltage Un represent in relay protection



Apart from overcurrent, protection relays are also categorised to protect from earth fault, abnormal voltage, or issues related to distance which can cause differential issues in transformers or ...



A protection relay is a crucial component of electrical systems that safeguard infrastructure, employees, and equipment from electric problems and malfunctions. It functions as a ...



Distance relays, also known as impedance relay, differ in principle from other forms of protection in that their performance is not governed by the magnitude of the current or voltage in the protected circuit ...



Under voltage relays, also known as low voltage relays, work by detecting when the electrical current dips under a set value. If voltage dips too quickly, machinery may not have enough power to ...



What is a Voltage Protection Relay? A voltage protection relay is defined as electrical equipment that is employed for protecting an electrical ...



Prepared by Working Group 15 Working Group Assignment presentation of protection and control relaying. The report will identify methodology behind these practices, present issues ...



The objective of this presentation is to convey a basic understanding of protective relays to an audience of engineers already familiar with low voltage protective device coordination.




The dropout voltage is the voltage that is required to keep the relay switched on. When the voltage falls below 10% of the rated voltage, the relay switches off.



The dropout voltage is the voltage that is required to keep the relay ...



Protective relays and devices have been developed over 100 years ago to provide “lastline” of defense for the electrical systems. They are intended to quickly identify a fault and isolate it so the balance of ...



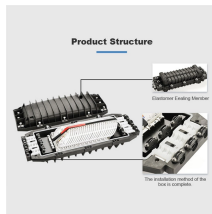
Key Protective Functions 27 - Undervoltage Function The ...



In this article, we will discuss the working principle and configuration of the under voltage (ANSI 27) protection relay. In under-voltage conditions, the ...



The protection and control devices in electrical equipment can be referred to by numbers, with appropriate suffix letters when necessary, according to the functions they perform.



**Key Protective Functions 27 - Undervoltage Function**  
The undervoltage relay provides a trip signal when the sensed voltage decreases below the relay's setting. It is used to detect low ...

## Contact Us

For more information, pricing, or custom energy solutions, please contact us:

Website: <https://gdroofing.co.za>

Email: [sales@gdroofing.co.za](mailto:sales@gdroofing.co.za)

Phone: +27 72 418 9365

Address: 22 Electron Avenue, Isando, Johannesburg, 1600, South Africa

This document is for informational purposes only. Specifications subject to change without notice.

